







D	d	L	D ₁	z	Ap max.	MEDIDA SIZE		PK30.				Nm
40	22	40	39	6	9	1003	A	A0.04000.0610	TF25-1	TP08		1,2
50	22	40	40	7	9	1003	A	A0.05000.0710	TF25-1	TP08		1,2
63	22	40	48	8	9	1003	A	A0.06300.0810	TF25-1	TP08		1,2
40	16	40	32	4	14,5	1604	A	A0.04000.0416	TF40-2	TP15		3
50	22	40	42	5	14,5	1604	A	A0.05000.0516	TF40-2	TP15		3
63	22	40	52	6	14,5	1604	A	A0.06300.0616	TF40-2	TP15		3
80	27	50	60	7	14,5	1604	B	A0.08000.0716	TF40-2	TP15		3
100	32	50	80	8	14,5	1604	B	A0.10000.0816	TF40-2		TM15	3
125	40	63	90	9	14,5	1604	B	A0.12500.0916	TF40-2		TM15	3

D	d	L	M	z	Ap max.	MEDIDA SIZE	PK50.			Nm
16	8,5	25	M8	2	9	1003	A0.01600.0210	TF25-1	TP08	1,2
20	10,5	30	M10	3	9	1003	A0.02000.0310	TF25-1	TP08	1,2
25	12,5	35	M12	4	9	1003	A0.02500.0410	TF25-1	TP08	1,2